




SparMED Aps  
Ryttermarken 2  
3520 Farum  
Denmark



ELI Accession Number: SPAR-6218-0217

Date of completion: 02-07-2017

Lot numbers: 60465, 63504

Reference numbers: OOMD/OOMDW

Description of test articles: Disinfectant, Disinfectant-Wipes

**Assay system requested by customer:** An incubator was cleaned with the test article (OOMDW). Post cleaning 1mL of test article (OOMD) was placed in a Petri dish and placed in the cleaned incubator. A culture plate was set up and one-cell mouse embryos were cultured in the cleaned incubator with the test article for 96-hours.

**Control assay method and results:** 15 one cell (B6C3F1 X B6D2F1) embryos were cultured in triplicate micro drops of culture medium in control incubator ELI-158:

15 / 15 (100 %)

1-cell to 2-cell within 24 hr

15 / 15 (100 %)

1-cell to expanded blastocyst within 96 hr

For a valid assay, Embryotech™ requires at least 70% of one cell control embryos to develop to expanded blastocyst within 96-hours.

**Test assay method and results:** 21 one cell (B6C3F1 X B6D2F1) embryos were cultured in triplicate micro drops of culture medium while in incubator ELI-203 cleaned with test article OOMDW containing a Petri dish filled with the test article OOMD:


21 / 21 (100 %)

1-cell to 2-cell within 24 hr


21 / 21 (100 %)

1-cell to expanded blastocyst within 96 hr

**Summary of observations:** All test and control embryos were selected randomly from a common pool of freshly collected embryos. 100 percent of the control embryos developed to the expanded blastocyst stage within 96-hours. 100 percent of the embryos cultured in an incubator previously cleaned and containing the test articles developed to the expanded blastocyst stage within 96-hours.

  
Signature  
Study Director

02-07-2017  
Date

  
Signature  
Quality Reviewer

02-07-2017  
Date