




**SparMED Aps
Ryttermarken 2
3520 Farum
Denmark**



140 Hale Street
Haverhill, MA 01830
qc@embryotech.com

ELI Accession Number: SPAR-6304-0217

Date of completion: 02-21-2017

Lot number: 07719

Reference number: OOPW-ST03

Description of test article(s): Oosafe® 60mm Dish, Label Area Grip

Assay system requested by customer: 0.4mL of culture medium was placed each well of the test article and overlaid with oil. 21 one cell mouse embryos (7 per drop) were placed in each drop and cultured for 96-hours.

Control assay method and results: 15 one cell (B6C3F1 X B6D2F1) embryos were cultured in in a 4 Well Dish Reference number OOPW-FW03:

15 / 15 (100 %)

1-cell to 2-cell within 24 hr

15 / 15 (100 %)

1-cell to expanded blastocyst within 96 hr

For a valid assay, Embryotech™ requires at least 70% of one cell stage control embryos to develop to expanded blastocyst within 96-hours.

Test assay method and results: 21 one cell (B6C3F1 X B6D2F1) embryos were cultured in the test article using culture medium:


21 / 21 (100 %)

1-cell to 2-cell within 24 hr

21 / 21 (100 %)

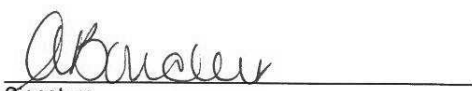
1-cell to expanded blastocyst within 96 hr

Summary of observations: All test and control embryos were selected randomly from a common pool of freshly collected embryos and were cultured in the same incubator at 37°C and 5.0% CO₂. 100 percent of the control embryos developed to the expanded blastocyst stage within 96-hours. 100 percent of the embryos cultured in the test article developed to the expanded blastocyst stage within 96-hours.



Signature
Study Director

02-21-2017
Date



Signature
Quality Reviewer

02-21-2017
Date