



# INSTRUCTIONS FOR USE

## Oosafe® Disinfectants for CO<sub>2</sub> Incubators and Laminar Flow Hoods

EN-BIO-OODIH-01.05.2024



EN-BIO-ODIH-01.05.2024

## Attention!

- Check the expiration date on the label.
- Storage temperature is between 15 – 30°C.
- Avoid direct sunlight.
- Visually check for bottles to be undamaged and the sealing intact.
- Harmful to aquatic life with long-lasting effects.
- Avoid release to the environment.
- Keep out of the reach of children.
- Oosafe® disinfection bottles are made of high-density polyethylene (HDPE) and are recyclable. For the sake of the environment, it is recommended to dispose bottles according to the local regulations.



- Dispose of contents in accordance with local regulations.
- Cardboard boxes shall be disposed according to the local regulations for paper recycling.
- Plastic bottles and cardboard boxes are flammable. Keep away from fire.




## First-aid measures!

- Inhalation: Supply fresh air; consult doctor in case of complaints.
- Skin contact: The product is non-irritating for the skin.
- Eye contact: Rinse opened eyes for 10 minutes under running water. Force to open eyelids. Consult a doctor if irritation persists.
- Ingestion: Rinse mouth and drink plenty of water. Do not cause vomiting. If symptoms persist, consult the doctor.

## Additional information:

For more detailed information about the products, safety refer to disinfectants' safety data sheet.



## Intended use

- Disinfection of CO<sub>2</sub> Incubators and Laminar Flow Hoods.

## Product description

Oosafe® Disinfectant for CO<sub>2</sub> Incubators and Laminar Flow Hoods is a transparent and odourless ready-to-use solution. The disinfectant is alcohol-free, non-fragranced, does not release volatile organic compounds (VOCs) and therefore it is a favourable disinfectant for use in in-vitro fertilization (IVF) laboratories.

## Application

**For maximum efficacy recommended waiting time: 15 min.**

### Recommended use:

**A method – Spray bottle:** Follow laboratory's surface cleaning procedure before applying the disinfectant. Use a clean knife or scissor to open the seal and remove it completely. Spray and distribute evenly on the surface with a sterile cloth. Wait 15 minutes for the disinfection effect. Wipe the surface to remove any residue.

**B method - Wipes:** Follow laboratory's surface cleaning procedure before applying the disinfectant. Lift the lid on the cover of the bucket and take enough wipes for the application area. Wipe the surface evenly and wait 15 minutes for the disinfection effect. Close the lid after use. Do not reuse wipes.

## Features


- Transparent and odourless;
- Ready-to-use;
- Alcohol-free;
- Non-VOC releasing;
- Mouse embryo assay (MEA) and Human Sperm Survival Assay (HSSA) tested for each LOT;
- Bactericidal, Yeastocidal, Tuberculocidal, Mycobactericidal and Virucidal on Poliovirus, Adenovirus and Vaccinia virus.

## Excellent material compatibility with

- Acrylic.
- Stainless steel.
- Glass.
- Plastic.

## Durability

After opening Oosafe® Disinfectant bottles or containers, the mixture maintains stability for 3 years under proper storage conditions.



Microbiological efficacy

Efficacy table for Disinfectant for CO <sub>2</sub> Incubators and Laminar Flow Hoods		
Activity Spectrum	Method*	Contact Time
<b>Bactericidal</b>  <i>Pseudomonas aeruginosa,</i> <i>Staphylococcus aureus, Enterococcus hirae, Escherichia Coli</i>	EN 13727+A1 EN 1040 EN 14561	15 min
<b>Yeasticidal</b>  <i>Candida albicans</i>	EN 1275 EN 13624 EN 14562	15 min
<b>Mycobactericidal and Tuberculocidal</b>  <i>Mycobacterium avium, Mycobacterium terrae</i>	EN 14348 EN 14563	15 min
<b>Virucidal</b>  <i>Vaccinia virus**</i>  <i>Poliovirus</i>  <i>Adenovirus</i>	EN 14476+A1  EN 14476  EN 14476+A1	15min  15 min  5 min

\*Efficacy is tested for clean conditions.









\*\*Effective against all enveloped viruses from Annex A, EN14476:2013+A1:2015 including HBV, HCV, HDV, HIV, Coronavirus, Influenza, Rabies, Measles virus.



## Packaging Type

Packaging Type	Product reference
1. 50 ml, spray bottle - sample	OODIH-0050
2. 1L, spray bottle, individually packed in the carton box	OODIH-1000
3. 5L, refill container, individually packed in the cardboard protection	OODIH-5000
4. Wipes, bucket with 70 wipes	OODW-70

## Symbols on the product's primary packing label

Symbol	Description of symbol
1. 	Consult instructions for use or consult electronic instructions for use
2. 	Manufacturer
3. 	Use by date
4. 	Temperature limit
5. 	Batch code
6. 	Keep away from sunlight
7. 	Identification number
8. 	Catalogue number (Product reference)



EN-BIO-OODIH-01.05.2024

Manufacturer:

**sparomed**

**SparMED ApS**

Ryttermarken 2, DK-3520 Farum, Denmark

Phone: +45 3940 2503, E-mail:

[info@sparmed.dk](mailto:info@sparmed.dk) Website: [www.sparmed.dk](http://www.sparmed.dk)

**DISIN  
FECT  
ANTS**

